

GROUP 3 FUNGICIDE

Propel™

FUNGICIDE

COMMERCIAL

Emulsifiable Concentrate for:

Broad-spectrum disease control in Wheat, Barley, Oats, Canola, Corn, Legume Vegetables including Soybeans and for the suppression of Septoria Leaf Mottle on Canaryseed.

FOR SALE FOR USE ON TIMOTHY HAY IN THE PRAIRIE PROVINCES ONLY.

GUARANTEE:

Propiconazole..... 250 g/L

READ THE LABEL AND ATTACHED BOOKLET BEFORE USING

CAUTION



POISON

WARNING
EYE AND SKIN IRRITANT
POTENTIAL SKIN SENSITIZER

REGISTRATION NO.: **29548**
PEST CONTROL PRODUCTS ACT

Syngenta Crop Protection Canada, Inc.
140 Research Lane, Research Park
Guelph, ON
N1G 4Z3
Telephone: 1-877-964-3682

NOTICE TO USER

This pest control product is to be used only in accordance with the directions on the label. It is an offence under the *Pest Control Products Act* to use this product in a way that is inconsistent with the directions on the label. The user assumes the risk to persons or property that arises from any such use of this product.

FIRST AID

IF POISONING IS SUSPECTED, contact a physician or a poison control centre **IMMEDIATELY**. Take container, label or product name and Pest Control Product Registration Number with you when seeking medical attention.

If swallowed, call a poison control centre or doctor **IMMEDIATELY** for treatment advice. Do not induce vomiting unless told to do so by a poison control centre or doctor. Do not give **any** liquid to the person. Do not give anything by mouth to an unconscious person.

If on skin or clothing, take off contaminated clothing. Rinse skin **IMMEDIATELY** with plenty of water for 15–20 minutes. Call a poison control centre or doctor for treatment advice.

If inhaled, move person to fresh air. If person is not breathing, call 911 or an ambulance, then give artificial respiration, preferably by mouth-to-mouth, if possible. Call a poison control centre or doctor for further treatment advice.

If in eyes, hold eye open and rinse slowly and gently with water for 15–20 minutes. Remove contact lenses, if present, after the first 5 minutes, then continue rinsing eye. Call a poison control centre or doctor for treatment advice.

TOXICOLOGICAL INFORMATION

There is no specific antidote for this product. Apply symptomatic therapy. This product contains petroleum distillates.

PRECAUTIONS

KEEP OUT OF THE REACH OF CHILDREN. Do not get in eyes, on skin or on clothing. Avoid breathing spray mist or vapours. Harmful if swallowed, inhaled or absorbed through the skin. Causes eye and skin irritation. This product may cause skin sensitization reactions in certain individuals.

Wear neoprene gloves, long sleeves and overalls when mixing, handling the product and during equipment cleanup and repairs. Wear protective goggles or face shield when handling the concentrated product. The wearing of neoprene gloves by pilots when entering the aircraft is essential. Mechanical flagging devices must be used. Do not eat, drink or smoke during work; wash hands and face thoroughly before doing so. Immediately wash off accidental splashes of the concentrate or spray mixture from skin, clothing and out of eyes. After work, change clothing and wash entire body thoroughly. Wash contaminated working clothes separately from

other laundry before reuse.

Do not contaminate food or feed.

ENVIRONMENTAL HAZARDS

This pesticide is toxic to fish. Do not spray any body of water by direct application, drift or by cleaning and rinsing spray equipment. This product contains a petroleum distillate which is moderately to highly toxic to aquatic organisms. Avoid contamination of aquatic systems during application. Do not contaminate these systems through direct application, disposal of waste or cleaning of equipment.

If this pest control product is to be used on a commodity that may be exported to the U.S. and you require information on acceptable residue levels in the U.S., visit CropLife Canada's web site at www.croplife.ca.

DISPOSAL OF UNUSED, UNWANTED PRODUCT

For information on disposal of unused, unwanted product, contact the manufacturer or the provincial regulatory agency. Contact the manufacturer and the provincial regulatory agency in case of a spill, and for clean up of spills.

CONTAINER DISPOSAL:

For recyclable containers:

Do not reuse this container for any purpose. This is a recyclable container, and is to be disposed of at a container collection site. Contact your local distributor/dealer or municipality for the location of the nearest collection site. Before taking the container to the collection site:

1. Triple- or pressure-rinse the empty container. Add the rinsings to the spray mixture in the tank.
2. Make the empty, rinsed container unsuitable for further use.

If there is no container collection site in your area, dispose of the container in accordance with provincial requirements.

For refillable containers:

For disposal, this container may be returned to the point of purchase (distributor/dealer). It must be refilled by the distributor/dealer with the same product. Do not use this container for any other purpose.

***IN CASE OF EMERGENCY INVOLVING A MAJOR SPILL, FIRE OR POISONING,
CALL 1-800-327-8633 (FASTMED)***

DIRECTIONS FOR USE**GENERAL INFORMATION**

Do not graze animals on treated green crops within three days of application of PROPEL Fungicide.

Introduction:

PROPEL Fungicide is a broad spectrum systemic fungicide for control of a wide range of diseases on certain crops. PROPEL Fungicide will protect the crop from yield and quality losses due to disease. PROPEL Fungicide may be used in conjunction with higher seeding rates, higher fertilizer inputs, plant growth regulators and other fungicides as required. (See "NOTE" under PRECAUTIONS)

Crop Information:

PROPEL Fungicide may be applied to:

- Winter Wheat
- Spring Wheat
(including Hard Red, Durum, Canada Prairie, Soft White)
- Spring Barley
- Oats
- Canola
- Corn (including Field, Seed and Sweet)
- Legume Vegetables
- Soybeans
- Canary Seed
- Timothy

Diseases Controlled:

Winter Wheat and Spring Wheat: (including Hard Red, Durum, Canada Prairie, Soft White)	Septoria Leaf Spot; Septoria Glume Blotch; Powdery Mildew; Leaf and Stem Rust; Tan Spot; Stripe Rust
Spring Barley:	Net Blotch; Spot Blotch; Scald; Powdery Mildew; Septoria Leaf Spot; Leaf Rust; Stem Rust
Oats:	Septoria Leaf Blotch; Crown Rust
Canola:	Blackleg
Corn:	Rusts; Northern Corn Leaf Blight; Southern Corn Leaf Blight; Helminthosporium Leaf Spot; Eye Spot; Grey Leaf Spot
Soybeans Grown for Seed:	Frogeye Leaf Spot (<i>Cercospora spp.</i>), Aerial Web Blight (<i>Rhizoctonia solani</i>)
Legume Vegetables including soybeans:	Rust (<i>Phakopsora spp.</i>); Cercospora Leaf Spot (<i>Cercospora spp.</i>); Powdery mildew (<i>Microsphaera spp.</i> , <i>Erysiphe spp.</i>)

Canary Seed: Septoria Leaf Mottle

Timothy: Purple eyespot (*Cladosporium phlei*)

Factors Affecting PROPEL Fungicide Performance:

PROPEL Fungicide should be applied as a preventative disease control measure. Established diseases are more difficult to control and may have already reduced crop vigour. If rainfall occurs within one hour of application, reapplication is necessary.

AERIAL APPLICATION:

Wind speed during application should be less than 18 km/h to avoid drift. High humidity and low temperatures (10 – 20°C) allow for a better deposition of spray droplets.

SPRAYER AND APPLICATION INFORMATION:

The performance of this product depends on correct application. Follow the guidelines given below for optimal application of PROPEL Fungicide.

Sprayer Information:

- Spray Volume:

- Spray Pressure:

- Nozzle Type:

- Droplet Size:

- Ground Speed:

- Nozzle Angle:

- Boom Height:

	GROUND APPLICATION	AERIAL APPLICATION
	minimum 200 litres of water per hectare	40 - 50 litres of water per hectare
	200 - 300 kPa	100 - 200 kPa
	110° Flat Fan (XR11004, 4110-20)	Flat Fan (6510-6515) or Hollow Cone (D8-45)
	Medium Spray (300 - 400 microns VMD)	Medium Spray (350 - 400 microns VMD)
	10 km/h	
	90° (straight down)	90° (straight down)
	40-50 cm above the crop canopy	2-3 m above the crop canopy

Ground Application - Mixing and Spraying Instructions

- 1) Spray equipment should be thoroughly flushed with clean water before mixing PROPEL Fungicide.
- 2) Fill spray tank 1/2 full with clean water. Engage gentle agitation.
- 3) Add the required amount of PROPEL Fungicide and agitate thoroughly.
- 4) Continue filling the tank with water until the tank is 9/10 full and, if applicable, add the required amount of tankmix partner.
- 5) Complete filling the spray tank with water, maintaining agitation during mixing and spraying operations.
- 6) Use nozzle screens no finer than 50 mesh. Keep by-pass line on or near the bottom of the tank to minimize foaming.

Aerial Application - Mixing and Spraying Instructions

- 1) Spray equipment should be thoroughly flushed with clean water before mixing PROPEL Fungicide.
- 2) Fill premix tank 1/2 full with clean water. Engage gentle agitation.
- 3) Add the required amount of PROPEL Fungicide and agitate thoroughly.
- 4) Continue filling the tank with water until the tank is 9/10 full and, if applicable, add the required amount of tankmix partner.
- 5) Complete filling the premix tank with water.
- 6) Maintain gentle agitation during mixing.
- 7) Transfer the premix contents into the aircraft spray tank.
- 8) Maintain sufficient agitation during the mixing and spraying operation to ensure PROPEL Fungicide remains in suspension.
- 9) Use nozzle screens no finer than 50 mesh. Keep by-pass line on or near the bottom of the tank to minimize foaming.

Apply only by fixed-wing or rotary aircraft equipment which has been functionally and operationally calibrated for the atmospheric conditions of the area and the application rates and conditions of this label. Label rates, conditions and precautions are product specific. Read and understand the entire label before opening this product. Apply only at the rate recommended for aerial application on this label. Where no rate for aerial application appears for a specific use, this product cannot be applied by any type of aerial equipment. Ensure uniform application. To avoid streaked, uneven or overlapped application, use appropriate marking devices.

AERIAL APPLICATION USE PRECAUTIONS:

Apply only when meteorological conditions at the treatment site allow for complete and even crop coverage. Apply only under conditions of good practice specific to aerial application as outlined in the *National Aerial Pesticide Application Manual*, developed by the Federal/Provincial/Territorial Committee on Pest Management and Pesticides.

Do not apply to any body of water. Avoid drifting of spray onto any body of water or other non-target areas. Specified buffer zones should be observed.

Coarse sprays are less likely to drift; therefore, avoid combinations of pressure and nozzle type that will result in fine particles (mist). Do not apply during periods of dead calm or when wind velocity and direction pose a risk of spray drift. Do not spray when the wind is blowing towards a nearby sensitive crop, garden, terrestrial habitat (such as a shelter-belt) or aquatic habitat.

AERIAL APPLICATION OPERATOR PRECAUTIONS:

Do not allow the pilot to mix chemicals to be loaded onto the aircraft. Loading of premixed chemicals with a closed system is permitted. It is desirable that the pilot have communication capabilities at each treatment site at the time of application. The field crew and the mixer/loaders must wear chemical resistant gloves, coveralls and goggles or face shield during mixing/loading, cleanup and repair. Follow the more stringent label precautions in cases where the operator precautions exceed the label recommendations on the ground application section. All personnel on the job site must wash hands and face thoroughly before eating and drinking. Protective clothing, aircraft cockpit and vehicle cabs must be decontaminated regularly.

PRODUCT SPECIFIC PRECAUTIONS:

Read and understand the entire label before opening this product. If you have questions, call the manufacturer at 1-87-SYNGENTA (1-877-964-3682) or obtain technical advice from the distributor or your provincial agricultural representative.

















Fertilizer - Mixing and Spraying Instructions

If desired, small amounts of nitrogen may be applied with PROPEL Fungicide. The appropriate amount of urea can be dissolved in water and added to the spray tank before adding PROPEL Fungicide. The rate of actual nitrogen must not exceed 10 kg/ha.

CAUTION: Excessive nitrogen concentrations may injure the crop.

NOTE: DO NOT add nitrogen when tank-mixing PROPEL Fungicide with a herbicide.

**WHEAT, BARLEY, OATS
CEREAL GROWTH STAGES***

							
3 leaves unfolded 13	Main shoot and tiller 21	Main shoot and 4 tillers 24	Leaf sheath begins to lengthen 28	Pseudo stem anthesis 30	1st node detectable 31	2nd node detectable 32	Flag leaf just visible 37
							
Ligule of last leaf visible 39	Boots swollen 45	Ear just visible 51	Ear 1/2 emerged 55	Ear fully emerged 59	Flowering over at base of ear 69	Flowering over (some) watery ripe 71	Grain hard 91

WHEAT, BARLEY, OATS - SPRAY SCHEDULE				
INSTRUCTIONS FOR USE:				
<p>Apply PROPEL Fungicide at the very early stages of disease. This could occur anytime during tillering or stem elongation. Typically, an application from the beginning of stem elongation up to flag leaf emergence is required.</p> <p>PROPEL Fungicide lasts about three weeks in the plant. If conditions favourable to disease continue after this length of time, another application will be necessary to maintain control. The second spray is usually applied at the time of head emergence. In most cases, this second application is essential to maintain control of the <i>Septoria</i> disease complex.</p>				
CROP / DISEASE	RATE/HA	EARLY APPLICATION	LATER APPLICATION	MAXIMUM NUMBER OF APPLICATIONS PER SEASON
<p>WHEAT Septoria Leaf Spot * Tan Spot</p> <p>SPRING BARLEY * Net Blotch</p>	250 – 500 mL	At G.S. 12-23 (as early as the two leaf stage). For early season disease suppression, use the lower rate for suppression under normal field conditions. Use the higher rate for control if there is a history of high disease pressures in the field and/or field conditions favour disease development.	At the first sign of disease (G.S. 29-37) or before head is half emerged (G.S. 49-55). Apply only the high rate on any application from G.S. 29-55.	2
<p>WHEAT * Septoria Leaf Spot and Glume Blotch * Powdery Mildew * Leaf and Stem Rust * Tan Spot * Stripe Rust</p> <p>SPRING BARLEY * Net Blotch * Spot Blotch * Scald * Powdery Mildew * Septoria Leaf Spot * Leaf and Stem Rust</p> <p>OATS * Septoria Leaf Blotch * Crown Rust</p>	500 mL	At the first sign of disease, usually at the beginning of stem elongation (G.S. 29-37).	Before head is half emerged (G.S. 49-55).	
LAST APPLICATION MUST BE MADE PRIOR TO 45 DAYS BEFORE HARVEST.				

HERBICIDE TANK-MIXING - WHEAT & BARLEY:

PROPEL Fungicide can be tank-mixed with ONLY ONE of these herbicides:

2,4-D Amine	Estemine 2,4-D [†]
MCPA Amine	Estemine MCPA [†]
Buctril [†] M	Pardner [†]

HORIZON[®] 240EC Herbicide (Wheat Only)

AXIAL[®] 100EC Herbicide (Spring Wheat and Spring Barley Only) (FOR USE ONLY IN THE PRAIRIE AND PEACE RIVER, OKANAGAN AND CRESTON FLATS REGIONS OF BRITISH COLUMBIA)

Tank-mixing Precautions:

1. Do not tank-mix PROPEL Fungicide with herbicides for application onto Oats.
2. Weeds and crops must be at the correct stage of growth as specified in both the PROPEL Fungicide label and the tank mix partner label.
3. 2,4-D and MCPA formulations may be applied either by ground application or aerial application; tank-mixtures of PROPEL Fungicide and Buctril M, Pardner, or AXIAL 100EC Herbicide can only be applied by ground application.
4. For fields treated with AXIAL 100EC Herbicide, no crop may be seeded until the following year. There are no crop rotation limitations the year following application of Axial 100EC Herbicide.
5. Tank mixing with the herbicide AXIAL 100EC will slightly decrease PROPEL efficacy.
6. Consult the label of the herbicide partner for a list of weeds controlled, directions for use and precautions.
7. When tank mixing, adhere to the most restrictive label limitations and precautions.
8. Compatibility should always be confirmed by premixing small proportional quantities of water, PROPEL Fungicide, and the tank-mix partner in advance.

NOTE:

- Do not graze animals on treated green crops within three days of application of PROPEL Fungicide.
- Do not feed straw from crops treated with herbicide tank mixes to livestock.

HERBICIDE TANK-MIXING – WHEAT:

FOR USE ONLY IN THE PRAIRIE AND PEACE RIVER, OKANAGAN AND CRESTON FLATS REGIONS OF BRITISH COLUMBIA.

PROPEL Fungicide can be tank-mixed with HORIZON 240EC Herbicide for disease and grassy weed control.

Tank-mixing Precautions:

- 1) Do not apply by air.
- 2) Consult the label of HORIZON 240EC Herbicide for a list of weeds controlled, directions for use and precautions.
- 3) Apply prior to emergence of the 4th tiller (herbicide timing).

TIMOTHY - SPRAY SCHEDULE					
INSTRUCTIONS FOR USE:					
Apply PROPEL at the very early stages of disease. If conditions favourable to disease continue after this length of time, another application will be necessary to maintain control. DO NOT APPLY BY AIR.					
CROP / DISEASE	RATE/ HA	EARLY Application	LATER Application	Minimum Interval between Applications	Maximum Seasonal Application Rate
TIMOTHY Purple eyespot	500 mL	At the first sign of disease, usually at the beginning of flowering (G.S. 59-61).	Full flowering (G.S. 65-73).	14 days	2 applications at 500 mL/ha (1.0 L/ha in a season).
LAST APPLICATION MUST BE MADE PRIOR TO 14 DAYS BEFORE HARVEST.					

CANOLA - SPRAY SCHEDULE				
INSTRUCTIONS FOR USE:				
PROPEL Fungicide will control blackleg and enhance yield potential during the early stages of canola growth. The disease may reappear later in the season, but with minimal effect on yield.				
DISEASE	RATE/HA	REMARKS / TIMING		
Blackleg	500 mL	Apply during the rosette stage ; between 2 nd true leaf and bolting.		
		Seedling	Rosette	Bud (Bolted)
		Stage 1	Stage 2	Stage 3
LAST APPLICATION MUST BE MADE PRIOR TO 60 DAYS BEFORE HARVEST.				

TANK-MIXING – SEED CORN, FIELD CORN and SWEET CORN:

PROPEL Fungicide can be tank-mixed with ONLY ONE of the following partner:

MATADOR[®] 120EC Insecticide

WARRIOR[®] Insecticide

Ripcord[†]

Tank-mixing Precautions:

- DO NOT APPLY THE TANK MIX WITH WARRIOR INSECTICIDE BY AIR.
- The tank mix of PROPEL Fungicide + MATADOR120EC Insecticide or PROPEL Fungicide + Ripcord can be applied by air and ground. Use 40 L of water per hectare when applying by air.
- Insects and crops must be at the correct stage as specified on the PROPEL Fungicide as well as MATADOR 120EC, WARRIOR Insecticide and Ripcord (PCP 15738) labels. Follow the directions for use and precautions on all labels.

4. A PHI of 14 days must be respected when using these tank-mixes on field and sweet corn.
5. Compatibility should always be confirmed by premixing small proportional quantities of water, PROPEL Fungicide, and the tank-mix partner in advance.

SEED CORN - SPRAY SCHEDULE			
DISEASE	RATE/HA PROPEL Fungicide alone	RATE/HA Tank Mix partner	REMARKS
Rusts	500 mL	+ 83 mL MATADOR Insecticide or +83 mL WARRIOR Insecticide or + 175 mL Ripcord	Apply 500 mL of PROPEL Fungicide per hectare when rust pustules first appear. Under severe disease pressure, make a second application 14 days after. Under severe disease pressure, make a third application 14 days after. Do not apply the tank mix with WARRIOR Insecticide by air.
Northern Corn Leaf Blight Southern Corn Leaf Blight Helminthosporium Leaf Spot	250 - 500 mL	+ 83 mL MATADOR Insecticide or +83 mL WARRIOR Insecticide or + 175 mL Ripcord	Apply 250 - 500 mL of PROPEL Fungicide per hectare when disease first appears. Use the 250 mL rate if disease pressure is low. Do not apply the tank mix with WARRIOR Insecticide by air.
Eye Spot Grey Leaf Spot	500 mL	+ 83 mL MATADOR Insecticide or +83 mL WARRIOR Insecticide or + 175 mL Ripcord	Apply 500 mL of PROPEL Fungicide per hectare when disease first appears. Do not apply the tank mix with WARRIOR Insecticide by air.

FIELD CORN AND SWEET CORN - SPRAY SCHEDULE			
DISEASE	RATE/HA PROPEL Fungicide alone	RATE/HA Tank Mix partner	REMARKS
Rusts	500 mL	+ 83 mL MATADOR Insecticide or +83 mL WARRIOR Insecticide or + 175 mL Ripcord	Apply 500 mL of PROPEL Fungicide per hectare when rust pustules first appear. Under severe disease pressure, make a second application 14 days after. Do not apply the tank mix with WARRIOR Insecticide by air.
Northern Corn Leaf Blight Southern Corn Leaf Blight Helminthosporium Leaf Spot	250 - 500 mL	+ 83 mL MATADOR Insecticide or +83 mL WARRIOR Insecticide or + 175 mL Ripcord	Apply 250 - 500 mL of PROPEL Fungicide per hectare when disease first appears. Use the 250 mL rate if disease pressure is low. Do not apply the tank mix with WARRIOR Insecticide by air.
Eye Spot Grey Leaf Spot	500 mL	+ 83 mL MATADOR Insecticide or +83 mL WARRIOR Insecticide or + 175 mL Ripcord	Apply 500 mL of PROPEL Fungicide per hectare when disease first appears. Do not apply the tank mix with WARRIOR Insecticide by air.

LEGUMES VEGETABLES (Crop Group 6) INCLUDING SOYBEANS

Soybeans

Edible-podded legume vegetables - Any succulent cultivar of edible podded bean (*Phaseolus* spp.) and any succulent cultivar of edible-podded pea (*Pisum* spp.). Bean (*Phaseolus* spp.) (includes runner bean, snap bean, wax bean); bean (*Vigna* spp.) (includes asparagus bean, Chinese longbean, moth bean, yardlong bean); jackbean; pea (*Pisum* spp.) (includes dwarf pea, edible-podded pea, snow pea, sugar snap pea); pigeon pea; soybean (immature seed); and sword bean.

Succulent shelled pea and bean - Any succulent shelled cultivar of bean (*Phaseolus* spp.) and garden pea (*Pisum* spp.); bean (*Phaseolus* spp.) (includes lima bean, green bean); broad bean (succulent); bean (*Vigna* spp.) (includes black-eyed pea, cowpea, southern pea); pea (*Pisum* spp.) (includes English pea, garden pea, green pea); and pigeon pea.

Dried shelled pea and bean - Any dried cultivar of bean (*Phaseolus* spp.); and dried cultivar of pea (*Pisum* spp.); dried cultivars of bean (*Lupinus* spp.) (includes grain lupin, sweet lupin, white lupin, and sweet white lupin); (*Vigna* spp.) (includes adzuki beans); (*Phaseolus* spp.) (includes field bean, kidney bean, lima bean (dry), navy bean, pinto bean, tepary bean, mung bean, rice

bean, southern bean, urd bean); broad bean (dry); chickpea; guar; lablab bean; lentil; pea (*Pisum* spp.) (includes field pea); and pigeon pea.

DISEASE	CROPS	RATE/HA	REMARKS
Asian (Soybean) Rust (<i>Phakopsora pachyrhizi</i>)	All legumes vegetables (Crop Group 6) listed above, including soybeans	500 - 756 mL	For control of Asian Rust, apply the lower rate under conditions of low disease pressures.
Powdery Mildew (<i>Microsphaera diffusa</i> , <i>Erysiphe pisi</i> , <i>E. polygoni</i>)		500 mL	Make first application at the R2 to R3 developmental stage, or when there is 5% disease level in the field, followed by a second application 14 days after the first, if environmental conditions are favourable for disease development.
Cercospora Leaf Spot (<i>Cercospora kikuchi</i>)	Soybeans only	500 mL	APPLY A MAXIMUM OF 2 APPLICATIONS PER SEASON OF PROPEL. Do not apply within 30 days of harvest for crop subgroup 6C (dry legume vegetables) and soybeans. Do not apply within 15 days of harvest for crop subgroup 6A (edible podded legume vegetables) and 6B (succulent shelled legume vegetables).

PROPEL FUNGICIDE TANK MIXED WITH QUADRIS® FLOWABLE FUNGICIDE			
LEGUMES VEGETABLES (Crop Group 6) INCLUDING SOYBEANS			
DISEASE	CROPS	RATE/HA	REMARKS
Asian (Soybean) Rust (<i>Phakopsora pachyrhizi</i>)	All Crop Group 6A, B, C legumes vegetables listed above, and soybeans	0.5 – 0.75 L/ha of PROPEL Fungicide with 0.3 - 0.45 L/ha of QUADRIS Flowable Fungicide	Make the first application at the first sign of disease. Apply the high rate only under conditions of high disease pressures. A second application at 14 days interval may be needed if conditions persist. It is important to protect the developing pod of soybean and podded legume vegetables. Good spray coverage and canopy penetration are important for best results. Apply in a minimum of 45 L of water per hectare.
Restrictions: DO NOT APPLY MORE THAN 2 APPLICATIONS OF PROPEL FUNGICIDE PER SEASON. DO NOT APPLY MORE THAN 2 APPLICATIONS OF QUADRIS FLOWABLE FUNGICIDE PER SEASON. Do not apply within 30 days of harvest for crop subgroup 6C (dry legume vegetables) and soybeans. Do not apply within 15 days of harvest for crop subgroup 6A (edible podded legume vegetables) and 6B (succulent shelled legume vegetables). Do not make more than one application to soybean hay and dry pea hay. Do not apply within 14 days of harvest of soybean hay and dry pea hay. Do not feed dried pea vines to livestock. Not all members of the legume vegetable group have been tested for efficacy and phytotoxicity at the recommended label rates and this tank mix should be used at the discretion of the user. The tank mix of PROPEL Fungicide plus QUADRIS Flowable Fungicide may be applied by air or ground application equipment.			

PROPEL FUNGICIDE TANK MIX WITH MATADOR 120EC INSECTICIDE OR WARRIOR INSECTICIDE**LEGUMES VEGETABLES (CROP GROUP 6) INCLUDING SOYBEANS**

PROPEL Fungicide can be tank mixed with MATADOR 120EC Insecticide or WARRIOR Insecticide for foliar disease and insect control. Apply PROPEL Fungicide at a rate of 250 – 756 mL/ha in a tank mix with MATADOR 120EC Insecticide or WARRIOR Insecticide at a rate of 83 - 233 mL/ha for control of soybean aphid on soybean and at a rate of 83mL/ha for the rest of the crops in Crop Group 6. Refer to both the PROPEL Fungicide, MATADOR 120EC Insecticide or WARRIOR Insecticide labels for diseases and insects controlled, specific application instructions and precautions. Pests and crops must be at the correct stage as specified on the PROPEL Fungicide, MATADOR 120EC Insecticide or WARRIOR Insecticide labels. DO NOT apply more than 2 applications per season of this tank mix. PHI 30 days for crop subgroup 6C (dry legume vegetables) and soybeans. PHI 15 days for crop subgroup 6A (edible podded legume vegetables) and 6B (succulent shelled legume vegetables). DO NOT graze or harvest treated forage, straw or hay for livestock feed. Not all members of the legume vegetable group have been tested for efficacy and phytotoxicity at the recommended label rates, and should be used at the discretion of the user. This tank mix can be applied by ground application equipment only. DO NOT APPLY THE TANK MIX WITH MATADOR 120EC Insecticide or WARRIOR Insecticide BY AIR.

**PROPEL FUNGICIDE Tank Mixed with QUADRIS Flowable Fungicide
CEREALS – CROP GROUP 15**

CROPS	DISEASE	Product Rate (L/ha)	Application timing
barley, oats	Barley net blotch (<i>Pyrenophora teres</i>)	0.5 L/ha of PROPEL Fungicide with 0.225 L/ha of QUADRIS Flowable Fungicide	Apply once between stem elongation and half-head emergence (BBCH Growth Stage 29-55). Good spray coverage and canopy penetration are important for best results.
barley, rye	Barley scald (<i>Rhynchosporium secalis</i>)		
wheat, barley, rye, oats, triticale	Septoria leaf spot (<i>Septoria</i> sp.)		
wheat, barley, rye, triticale	Tan spot (<i>Pyrenophora tritici-repentis</i>)		
barley	Barley leaf rust (<i>Puccinia hordei</i>)		
winter wheat, spring wheat, and barley	Stripe rust (<i>Puccinia striiformis</i>)	0.4 - 0.5 L/ha of PROPEL Fungicide with 0.2 - 0.3 L/ha of QUADRIS Flowable Fungicide	
winter wheat and spring wheat	Wheat leaf rust (<i>Puccinia triticina</i>)		

Specific Use Restrictions: Do not make more than one application per season of this tank mixture. An additional application of PROPEL Fungicide can be made, if required. Refer to the PROPEL Fungicide label for details of the rate and timing. A total of two applications of PROPEL Fungicide should be applied per season either in a tank mix with QUADRIS Flowable Fungicide or alone. Do not apply within 45 days of harvest for grain and straw. Do not harvest wheat for forage. Do not graze or feed livestock treated forage or cut green crop for hay or silage. The tank mix of QUADRIS Flowable Fungicide and PROPEL Fungicide may be applied with ground or air equipment. GROUND APPLICATION: Apply specified rates in a minimum of 100 L of water per hectare. AERIAL APPLICATION: Apply specified rates in a minimum of 45 L of water per hectare.

CROPS	DISEASE	Product Rate (L/ha)	Application Timing
Field corn Sweet Corn (including Seed Production) Popcorn (including Seed Production)	Rust (<i>Puccinia sorghi</i>) Northern Corn Leaf Blight (<i>Setosphaeria turcicum</i>) Southern Corn Leaf Blight (<i>Cochliobolus heterostrophus</i>) Eye Spot (<i>Aureobasidium zeae</i>) Grey Leafspot (<i>Cercospora zeae-maydis</i>)	0.5 L/ha of PROPEL Fungicide with 0.225 - 0.3 L/ha of QUADRIS Flowable Fungicide	Make first application at the first sign of disease, followed by a second application 14 days after the first, if environmental conditions are favourable for disease development. Good spray coverage and canopy penetration are important for best results. Apply in a minimum of 45L of water per hectare. Use the low rate of QUADRIS under low to moderate disease pressure. Use the high rate of QUADRIS only under conditions of severe disease pressure.
<p>Specific Use Restrictions: A maximum of two applications of QUADRIS Flowable Fungicide and a maximum of two applications of PROPEL Fungicide should be applied per season either as a tank mix or as products applied alone. Do not apply to field corn and field corn grown for seed after brown silk. Do not apply within 30 days of harvest for forage. Do not apply to sweet corn within 14 days of harvest. Not all of these cereal crops have been tested for efficacy and phytotoxicity at the recommended label rates and the tank mix of QUADRIS Flowable Fungicide and PROPEL Fungicide should be used at the discretion of the user. The tank mix of QUADRIS Flowable Fungicide and PROPEL Fungicide may be applied with ground or air equipment.</p> <p>GROUND APPLICATION: Apply specified rates in a minimum of 100 L of water per hectare.</p> <p>AERIAL APPLICATION: Apply specified rates in a minimum of 45 L of water per hectare.</p>			

NOTICE TO USER: READ THE FOLLOWING BEFORE USING THIS PRODUCT FOR THE INDICATED SPECIAL USE APPLICATION:

The DIRECTIONS FOR USE for this product for the uses described below were developed by persons other than Syngenta Crop Protection Canada, Inc. and accepted for registration by Health Canada under the User Requested Minor Use Label Expansion program. Syngenta Crop Protection Canada, Inc. itself makes no representation or warranty with respect to performance (efficacy) or crop tolerance (phytotoxicity) claims for this product when used on the crops listed below.

Accordingly, the User assumes all risks related to performance and crop tolerance arising, and agrees to hold Syngenta Crop Protection Canada, Inc. harmless from any claims based on efficacy or phytotoxicity in connection with the uses described below.

SOYBEANS GROWN FOR SEED - SPRAY SCHEDULE		
DISEASE	RATE/HA	REMARKS
Frogeye Leaf Spot (<i>Cercospora</i> spp.) Aerial Web Blight (<i>Rhizoctonia solani</i>)	500 – 760 mL	Apply 500 – 760 mL of PROPEL per hectare, using ground application equipment only, when disease first appears. Under severe disease pressure, make a second application 14 days after the first application.
Do not harvest soybeans within 30 days of the last application. For use only on soybeans grown for seed. Harvested soybean seed should not be used for human food or animal feed.		

CANARYSEED		
DISEASE	RATE/HA	REMARKS
Septoria leaf mottle	500 mL	For the suppression of Septoria leaf mottle; make one application at emergence of flag leaf; ground application only; apply in 200 L water/ha.

DRY EDIBLE BEANS		
DISEASE	RATE/HA	REMARKS
Rust	500 mL	Apply 500 mL of PROPEL in minimum of 200 litres of water per hectare by ground application or in 40 to 50 litres of water per hectare by aerial application at the first detection of disease in the field and a second application 14 to 21 days later. APPLY A MAXIMUM OF 2 APPLICATIONS PER SEASON OF PROPEL TO DRY EDIBLE BEANS. DO NOT APPLY WITHIN 28 DAYS OF HARVEST.

Resistance Management Recommendations

For resistance management, please note that PROPEL Fungicide contains a Group 3 fungicide. Any fungal population may contain individuals naturally resistant to PROPEL Fungicide and other Group 3 fungicides. A gradual or total loss of pest control may occur over time if these fungicides are used repeatedly in the same fields. Other resistance mechanisms that are not linked to site of action but specific for individual chemicals, such as enhanced metabolism, may also exist. Appropriate resistance management strategies should be followed.

To delay fungicide resistance:

Where possible, rotate the use of PROPEL Fungicide or other Group 3 fungicides with different groups that control the same pathogens.

Avoid application of more than the maximum number listed in the label and consecutive sprays of PROPEL Fungicide or other fungicides in the same group in a season. Use tank mixtures with fungicides from a different group when such use is permitted.

Fungicide use should be based on an IPM program that includes scouting, historical information related to pesticide use and crop rotation and considers cultural, biological and other chemical control practices.

Monitor treated fungal populations for resistance development. If disease continues to progress after treatment with this product, do not increase the use rate. Discontinue use of this product, and switch to another fungicide with a different target site of action, if available.

Contact your local extension specialist or certified crop advisors for any additional pesticide resistance-management and/or IPM recommendations for specific crops and pathogens.

For further information or to report suspected resistance, contact company representatives at 1-87-SYNGENTA (1-877-964-3682) or at www.syngenta.ca.

Product names marked ® or ™ are trademarks of a Syngenta Group Company

† All other products are trademarks of their respective companies.